



107 - 403 CLEAR




107 - 001



107 - 202



107 - 211








107 - 213



107 - 401



107 - 403 M/B



107 - BUCKINGHAM

107 - CARDIGAN




107 - NIPIGON

107 - WINDSOR

107 - BLENHEIM

107 - G2

107 - G1



HALFMOON



B+Q RED ROSE

CADEBY


FLOCK

GEOMETRIC


TOS 19

TRENT


TRENT ETCH



6 LIGHT ETCH LINES



111 - 402




111-002




111-211



111 - 401



111 - BLENHEIM



111- BUCKINGHAM




111 - CARDIGAN



111 -ETCH




111-NIPIGON



111 - DIAMOND/LINE




111 - WINDSOR



CLASSIC




ETCHED REEDS




DECO






FALLING LEAVES



TOS 18



DIAMOND/LINE